



2ND SEM. 2004/2005

PAGE 1 OF 4

UNIVERSITY OF SWAZILAND

FINAL EXAMINATION PAPER

**PROGRAMME : BACHELOR OF SCIENCE IN HOME
ECONOMICS – TEXTILE & APPAREL
DESIGN MANAGEMENT: YEAR V**

COURSE CODE : TAD 403

TITLE OF PAPER : PATTERN TECHNOLOGY

TIME ALLOWED : TWO (2) HOURS

**INSTRUCTIONS : ANSWER QUESTION FOUR (4)
AND ANY OTHER (2) QUESTIONS**

**DO NOT OPEN THIS PAPER UNTIL PERMISSION HAS BEEN
GRANTED BY THE CHIEF INVIGILATOR**

Question 1

Define or explain following:

- i. Patten drafting.
- ii. Basic pattern set
- iii. Patten chart
- iv. Pattern plot
- v. Graduated and Radiating darts.
- vi. Pin tucks and pleat tucks.

(30)

Question 2

List the various steps involved in digitising a mirrored piece

(30)

Question 3

Explain the role of the following from ACCUMARK main menu. Please choose any five to Answer:

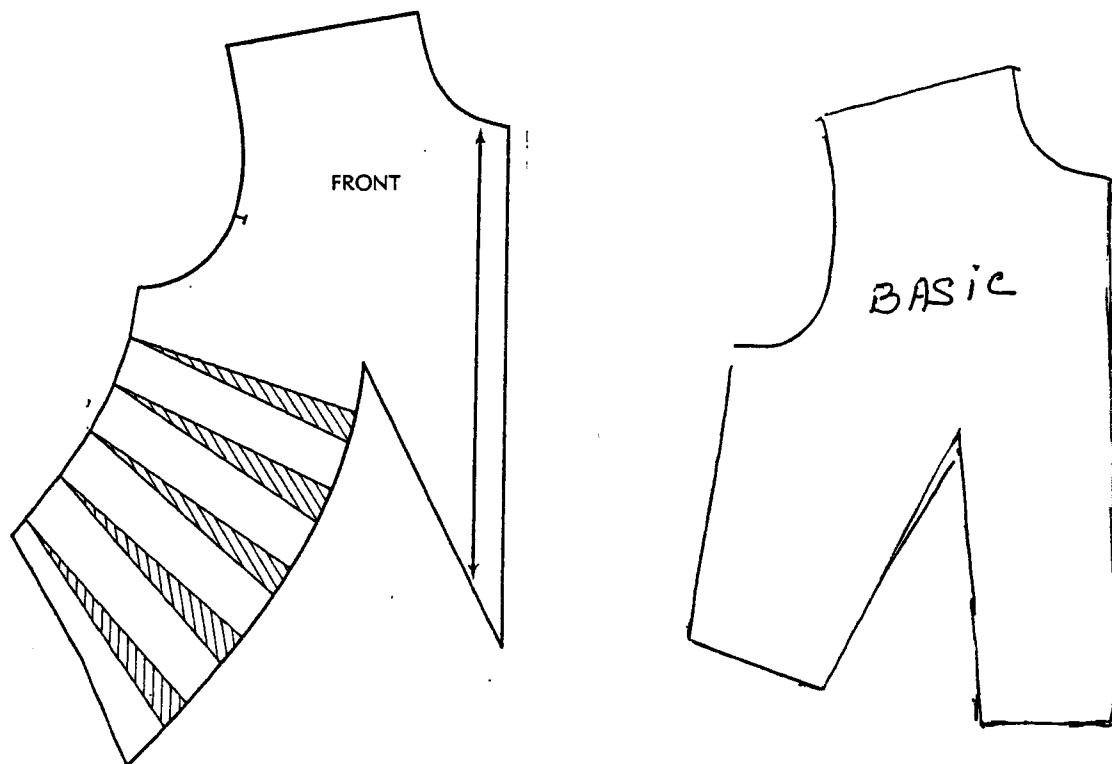
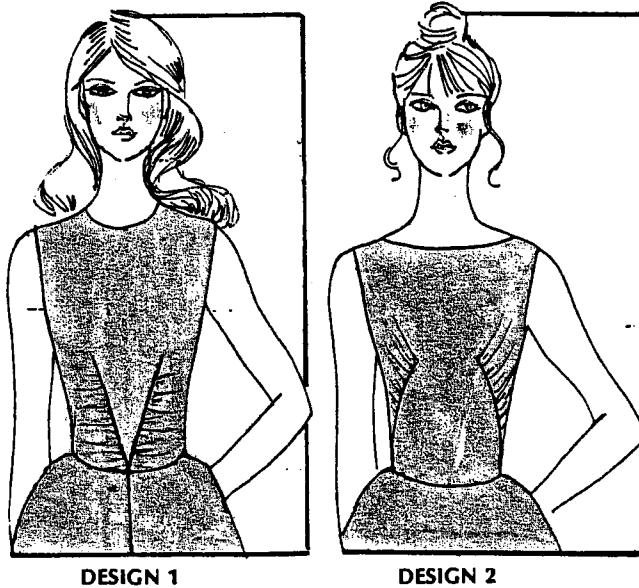
- Notch Parameter table
- Digitising
- Annotation editor
- Model editor
- Blocking and buffering
- Lay limit editor

(30)

Question 4

A) The pattern for design 1 has been developed (Fig 1). Develop the pattern for design 2. Analyse the difference between design 1 & 2.


(25).




B) The pattern Design for 3 & 4 have been developed and labelled A, B, C and D. Match the design with correct pattern shape.

1. Design 3: _____.
2. Design 4: _____.

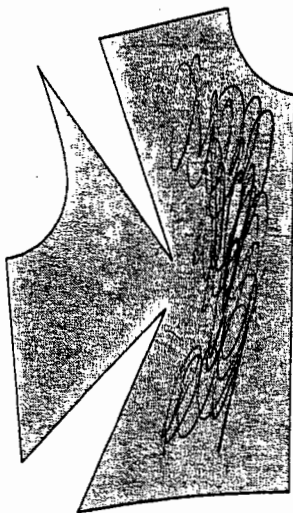
(15)



DESIGN 3



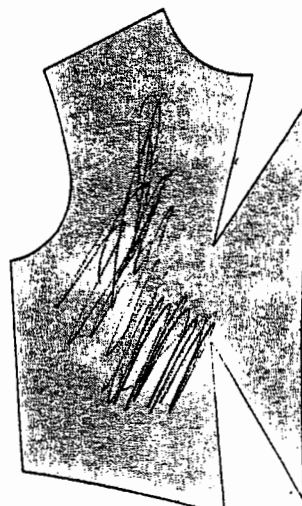
DESIGN 4



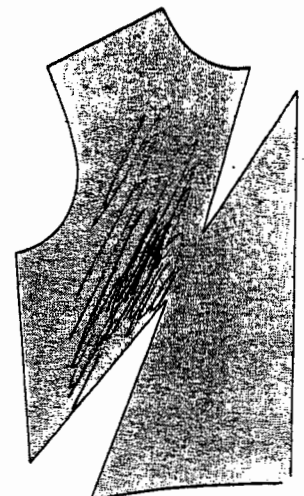
PATTERN A



PATTERN B



PATTERN C



PATTERN D