



1ST SEM. 2013/2014

PAGE 1 OF 3

UNIVERSITY OF SWAZILAND

FINAL EXAMINATION PAPER

**PROGRAMME : BACHELOR OF SCIENCE IN
TEXTILES, APPAREL DESIGN &
MANAGEMENT YEAR III**

COURSE CODE : TADM 301

TITLE OF PAPER : PATTERN TECHNOLOGY

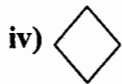
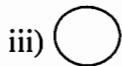
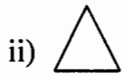
TIME ALLOWED : TWO (2) HOURS

**INSTRUCTIONS : ANSWER QUESTION ONE (1)
AND ANY OTHER TWO (2)
QUESTIONS**

**DO NOT OPEN THIS PAPER UNTIL PERMISSION HAS BEEN
GRANTED BY THE CHIEF INVIGILATOR**

QUESTION 1 (COMPULSORY)

(a) What is the use of the following signs?



(8 Marks)

(b) Describe how to make a notch 10 cm along an armhole from end of the shoulder line. (10 Marks)

(c) Draw a technical drawing/flat pattern of a front skirt/shirt of a pattern you will grade. Indicate the size for your grade rule table and the coordinates for the grade points and intermediate points that are numbered. (20 Marks)

(d) How is the grade rule table of use when digitalizing a pattern? (2 Marks)

[TOTAL MARKS = 40]

QUESTION 2

(a) Draw digitizing table and label it. (10 Marks)

(b) What is the use of a digitizing cursor and the functions of the A, B, C, D, and Delimeter buttons on it? (10 Marks)

(c) Describe how to create a fish tail skirt design using the CAD system. (10 Marks)

[TOTAL MARKS = 30]

QUESTION 3

(a) Create a storage area with your identity number, if not created before. (2 Marks)

- (b) Select a back trouser pattern from block from GT Basics and lower the crotch by 3 cm. (10 Marks)
- (c) Raise the CB line by 1.5 cm. (5 Marks)
- (d) Mark seam allowances of 3 cm at the hem and 1.5 cm all around the pattern. (10 Marks)
- (e) Label and save the piece in your folder. (3 Marks)

[TOTAL MARKS = 30]

QUESTION 4

- (a) Create a storage area with your identity number, if not created before. (2 Marks)
- (b) Create a peter-pan collar. (15 Marks)
- (c) Change the hem lines of the joined front and back bodices used in making the collar to straight lines. (10 Marks)
- (d) Label and save the pieces. (3 Marks)

[TOTAL MARKS = 30]