



1st SEM. 2013/14

PAGE 1 OF 7

**UNIVERSITY OF SWAZILAND
SUPPLEMENTARY EXAMINATION PAPER**

**PROGRAMME : BACHELOR OF SCIENCE IN CONSUMER
SCIENCE IN EDUCATION, CONSUMER
SCIENCE AND TEXTILE APPAREL DESIGN
MANAGEMENT YEAR IV**

COURSE CODE : TADM 203

TITLE OF PAPER : PATTERN DRAFTING


TIME ALLOWED : TWO (2) HOURS

**INSTRUCTIONS : ANSWER QUESTION ONE (1)
AND ANY OTHER TWO (2) QUESTIONS**

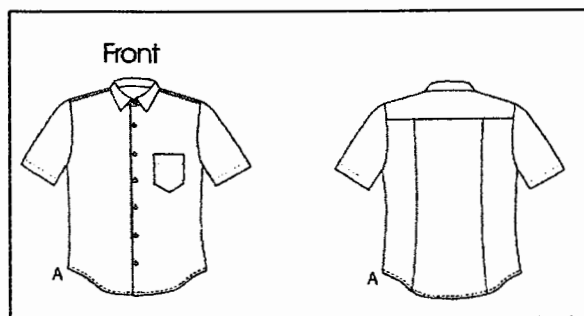
**DO NOT OPEN THIS PAPER UNTIL PERMISSION HAS BEEN GRANTED BY
THE CHIEF INVIGILATOR**

QUESTION 1 (COMPULSORY)

- a) Conduct a design analysis for one of the designs below (skirt or shirt). Use the attached ¼ scale blocks to show four stages of how patterns were adapted from basic blocks. (10+ 20 Marks)



Design 1



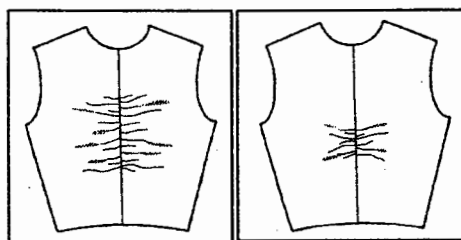
Design 2

- a) Discuss **five (5)** pattern drafting tools and how you used each in your Pattern Drafting course. (10 Marks)

[TOTAL MARKS = 40]

QUESTION 2

- a) Differentiate between the designs below. (10 Marks)



Design 1


Design 2

- a) Illustrate how two skirt darts are converted to a flared A-line skirt. (10 Marks)
 b) Using the attached ¼ scale blocks show how to draft a flat collar. (10 marks)

[TOTAL MARKS = 30]

QUESTION 3

- a) Sketch and label pattern pieces for the following skirts and explain their differences. (8 marks)



Skirt 1

Skirt 2

- b) Outline the changes implemented on patterns after the first and second fitting of the test garment (dress or trouser). (10 marks)
- c) Sketch and label pattern piece (s) for the following design. (10 marks)



Design 1


- d) Differentiate between fitting and decorative darts. (2 Marks)

[TOTAL MARKS = 30]

QUESTION 4

a) Sketch and label pattern pieces for the design below.


(10 Marks)



Design 1

b) Sketch designs produced from the patterns below.

(4 X 2.5 = 10 Marks)



Pattern A

Pattern B

Pattern C

Pattern D

b) Discuss **four (4)** different ways of using darts to come up with new designs.

(10 Marks)

[TOTAL MARKS = 30]

