



1st SEM. 2012/13

PAGE 1 OF 6

UNIVERSITY OF SWAZILAND

FINAL EXAMINATION PAPER

PROGRAMME: **BARCHELOR OF SCIENCE IN TEXTILE APPAREL
DESIGN and MANAGEMENT; CONSUMER SCIENCES
AND CONSUMER SCIENCES EDUCATION YEAR 11**

COURSE CODE: **TADM 203**

TITLE OF PAPER: **PATTERN DRAFTING**

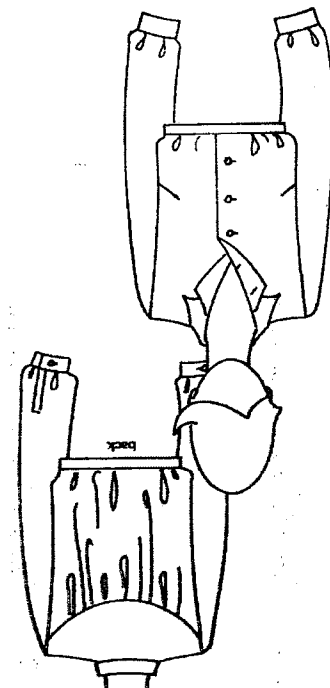
TIME ALLOWED: **TWO (2) HOURS**

INSTRUCTIONS: **ANSWER QUESTION ONE (1)
AND ANY OTHER TWO (2) QUESTIONS**

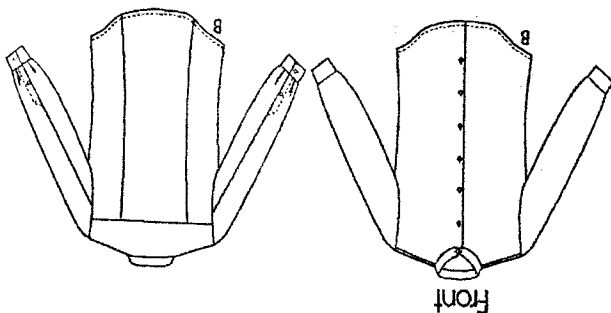
**DO NOT OPEN THIS PAPER UNTIL PERMISSION HAS BEEN GRANTED BY
THE CHIEF INVIGILATOR**

QUESTION 1 (COMPULSORY)

- a) Conduct a design analysis for the design 1 (for girls) and design 2 for boys. Make **four (4)** pattern pieces for each using the attached $\frac{1}{4}$ scale blocks and show all pattern markings. (10 + 4x5= 30 Marks)

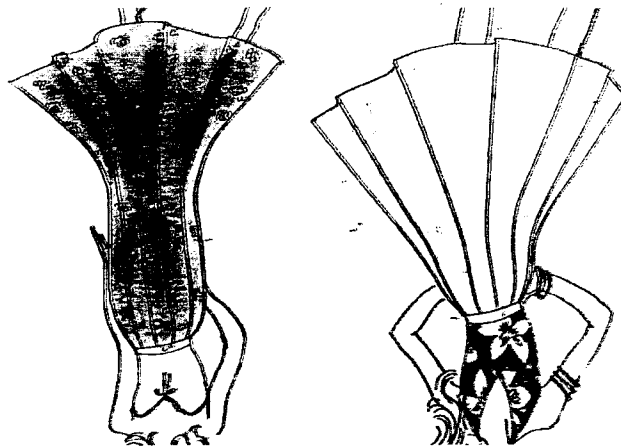


Design 1



Design 2

- b) Name the type of skirts below. Using illustrations conduct a design analysis to show the difference. (10 Marks)



[TOTAL MARKS = 40]

QUESTION 2

a) With reference to pattern making tools, explain which equipment were used to achieve the following and how:

- i) Smooth curves
- ii) Measuring the body
- iii) Transferring pattern markings
- iv) Straight perpendicular lines
- v) Mark bust circle

(10 Marks)

b) Discuss how **five (5)** principles of design are used in pattern drafting. **(20 Marks)**

[TOTAL MARKS = 30]

QUESTION 3

a) Draw and label **two (2)** edges and direction of **three (3)** threads/yarns of the unbleached calico used in class. **(5x2=10 Marks)**

b) Use illustrations to define the following terms.

- i) Bell sleeve
- ii) Flat collar
- iii) Godet skirt
- iv) An asymmetric designs
- v) Pattern grading

(10 Marks)

c) Explain the following to indicate understanding of darts

- i) Dart size
- ii) Bust point
- iii) Dart length
- iv) Fitting dart
- v) Combined darts

(10 Marks)

[TOTAL MARKS = 30]

QUESTION 4

- a) Use illustrations to describe how you can use lines to create an illusion of size and shape during pattern drafting. **(2x4=8 Marks)**
- b) Explain how fitting the test garment helped perfect the **five (5)** final pattern blocks. **(5x2=10 Marks)**
- c) Discuss and show using illustration the **three (3)** different types of pleats. **(12 Marks)**

[TOTAL MARKS = 30]

